

HITACHI


Residential AC lineup card

Cooling & Heating



SINGLE SPLIT


PREMIUM
WALL



- Energy class: **A+++ / A+++**
- Efficiency: **SEER up to 9.0 / SCOP up to 5.1**
- Capacity range: **2.5 / 3.5 / 5.0 kW**
- Features: connectivity (**built-in Wi-Fi & airCloud Go** compatibility), IAQ (**Frost Wash, Anti-Virus filter**), energy saving (**constant power**), **digital display**

High energy efficiency to suit premium market

airHome
800
FLOOR



- Energy class: **A+++ / A+++**
- Efficiency: **SEER up to 9.5 / SCOP up to 5.2**
- Capacity range: **2.5 / 3.5 / 5.0 kW**
- Features: connectivity (**built-in Wi-Fi & airCloud Go** compatibility), energy saving (**constant power, Smart Human Sensor ECO & Auto off**), IAQ (new exclusive IDU **FrostWash 3.0, Mold Guard, four-way swing**)

Exclusive features to reinforce premium quality

airHome
600
400



- Energy class: **A+++ / A++**
- Efficiency: **SEER up to 8.7 / SCOP up to 4.9**
- Capacity range: **2.0 / 2.5 / 3.5 / 4.2 / 5.0 / 6.0 / 7.0 kW**
- Features: connectivity (**built-in Wi-Fi & airCloud Go** compatibility), **FrostWash™, Four-way swing, Presence sensor, 3 air-treatment technologies**

Standard quality model to suit mass market

- Energy class: **A++ / A++**
- Efficiency: **SEER up to 7.5 / SCOP up to 4.6**
- Capacity range: **2.0 / 2.5 / 3.5 / 5.0 / 6.0 / 7.0 kW**
- Features: connectivity (**built-in Wi-Fi & airCloud Go** compatibility), **FrostWash™, Four-way swing, Presence sensor, 3 air-treatment technologies**

Best-in-class model in the entry segment

MONO-MULTI SPLIT

LEGACY MODELS
WALL
DUCT
CASSETTE



- Energy class: **A+++ / A++**
- Efficiency: **SEER up to 6.5 / SCOP up to 4.4**
- Capacity range:
Wall: **5.0 / 6.0 / 7.0 kW**
Ducted: **1.8 / 2.5 / 3.5 / 5.0 / 6.0 kW**
Cassette: **2.5 / 3.5 / 5.0 / 6.0 kW**
- Features: **FrostWash™, Four-way swing, Presence sensor**

Global solution for light commercial application

MULTI SPLIT

airHome Multi Pro
MULTI STANDARD




- Efficiency: **SEER up to 8.5 / SCOP up to 4.6**
- **Best cooling & heating capacities and seasonal performances**
- New **airHome Multi Pro** outdoor units connectable with 6 different indoor units,
- Capacity range: **2.3 / 4.0 / 5.3 / 6.8 / 7.0 / 8.5 / 10 kW**
- Features: **new vector control** for reduced noise pollution perception, **Silent Mode** feature
- New compatibility with **airHome 400**
- New wired remote controller

Highest flexibility and comfort



airHome Multi
MULTI ENTRY



- New **airHome Multi** outdoor units connectable with **airHome 400** indoor units
- Capacity range: **4.0 / 5.3 kW**
- Features: good **seasonal capacities and heating performances, Mold guard**
- New compatibility with **airHome 400**
- New wired remote controller

Easiest solution for high efficiency

MULTI YUTAMPO R32

LEGACY MODELS
MULTI YUTAMPO



- The first multi split system on the market providing **Triple Comfort**: Space Cooling, Space Heating & Domestic Hot Water with only 1 outdoor unit
- Energy class: **A+++ / A+++**
- Efficiency: **SEER up to 7.6 / SCOP up to 4.6**
- Connectable with **4 indoor unit types**
- **Easy to install** for every configuration
- Anti carbon filter for better **air purification**

Triple Comfort: Cooling, Heating & DHW





—
Johnson Controls - Hitachi Air Conditioning Europe S.A.S.

ADDRESS

2 Rue de Lombardie, Parc Aktiland II
69800 Saint Priest FRANCE
Tel: +33-4-3742-0002
www.hitachiaircon.com



HITACHI. CERTIFIED QUALITY



The specifications of this catalog may change without prior notice to allow Hitachi Cooling & Heating to incorporate the latest innovations for its customers. The information contained in this catalog is merely informative. Hitachi Cooling & Heating declines any responsibility in the broadest sense, for damage, direct or indirect, arising from the use and / or interpretation of the recommendations in this catalog.

Find the products Hitachi Cooling & Heating with the best service and conditions at your Hitachi Distributor.